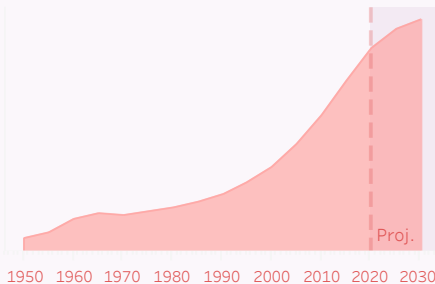


# Beijing Data Profile

## OVERVIEW

Population	20,383,994
Pop. Growth 2015-2030	35.9%
Surface Areas (sqkm)	2,958
Percent Foreign-born	0.0%
Percent Urban Slum	25.2%
Percent Evangelical	1.0%

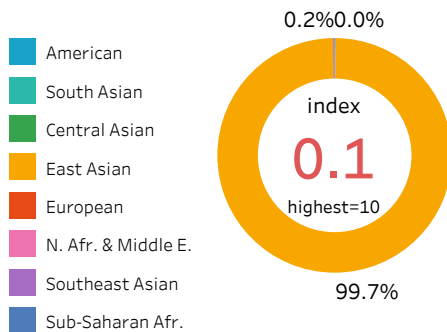
Population Trends 1950 - 2030  
(in thousands)



Source: IMB Global Cities Database, UN Data, Statista, Pew

## CULTURAL DIVERSITY

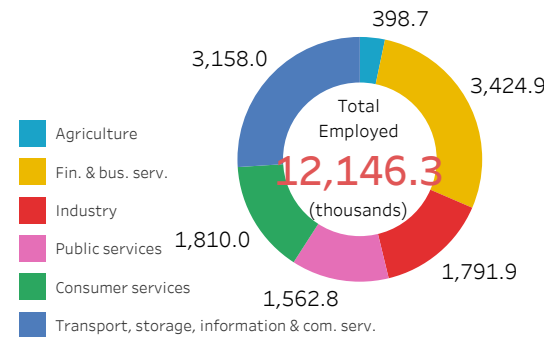
Source: IMB Field Personnel Database



Legend:  
 American  
 South Asian  
 Central Asian  
 East Asian  
 European  
 N. Afr. & Middle E.  
 Southeast Asian  
 Sub-Saharan Afr.

## EMPLOYMENT SECTORS

Source: Oxford Economics



Legend:  
 Agriculture  
 Fin. & bus. serv.  
 Industry  
 Public services  
 Consumer services  
 Transport, storage, information & com. serv.

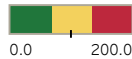
## COST OF LIVING

Source: IMB Global Cities Database, Numbeo, Statista

NYC=100 (lower is better)



47.4



0.0 200.0

## QUALITY OF LIFE

Source: IMB Global Cities Database, Numbeo

NYC=127.2 (higher is better)



70.1



0.0 167.5

## KEY INSIGHTS & TAKEAWAY

1) What information from this initial data profile tells you that your city is not how it ought to be?

2) What information from this initial data profile tells you that your city is how it should be?

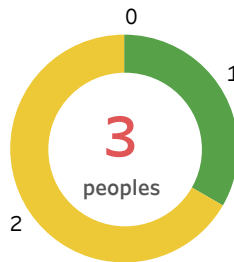
3) What is something you learned from this data that might inform your approach to impacting your city for good?

Monthly Avg. Wages (NYC=\$11K)	\$1,474
Weekly Working Hours (NYC=36)	38
GDP per Capita (NYC=\$69,915)	\$23,390.00

Healthcare Index (higher is better)	55.6
Safety Index (higher is better)	61.8
Crime Index (lower is better)	36.6

## ETHNIC PEOPLE GROUPS

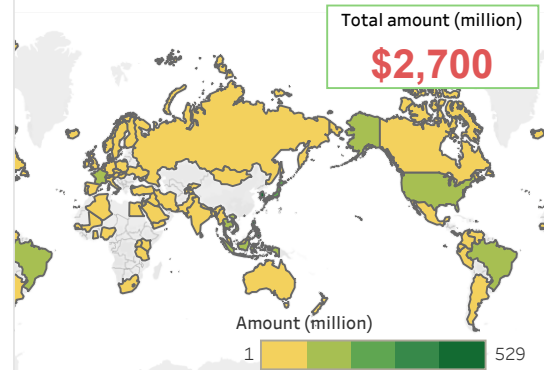
Source: IMB Global Cities Database, CPPI



Legend:  
 No-longer Unreached  
 Engaged Unreached  
 Unengaged Unreached

## REMITTANCES

Source: OECD, World Bank



Which countries do migrant/expat workers in China remit money to?

## TOP LARGEST GROUPS

People Group	Population
Malay	2,695,072
Han Chinese, Mandarin	1,573,578
Tamil	458,495
Han Chinese, English	451,427
Han Chinese, Min Nan	447,927
Han Chinese, Cantonese	358,109
Minangkabau	198,138
Indonesian	189,266
Han Chinese, Teochew	119,447

## GLOBAL CITY INDICES

GaWC - Ranking based on global influence and connectivity (alpha, beta, gamma) **Alpha+**

AT Kearney Global Cities - Based on metrics in bus. activity, human capital, info. exchange, cultural experience, and political engagement **9**

Mori Global Power City - Based on metrics in economy, R&D, cultural interaction, livability, environment, and accessibility **13**