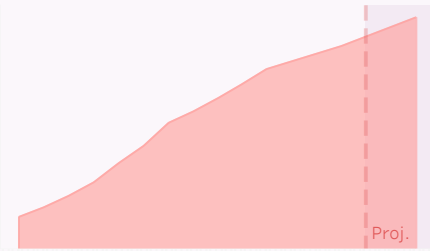


Mexico City Data Profile

OVERVIEW

Population	20,998,543
Pop. Growth 2015-2030	13.6%
Surface Areas (sqkm)	1,418
Percent Foreign-born	0.0%
Percent Urban Slum	11.1%
Percent Evangelical	5.5%

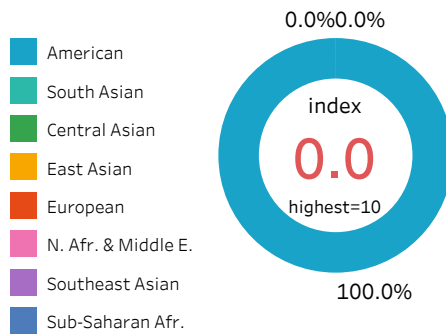
Population Trends 1950 - 2030
(in thousands)



Source: IMB Global Cities Database, UN Data, Statista, Pew

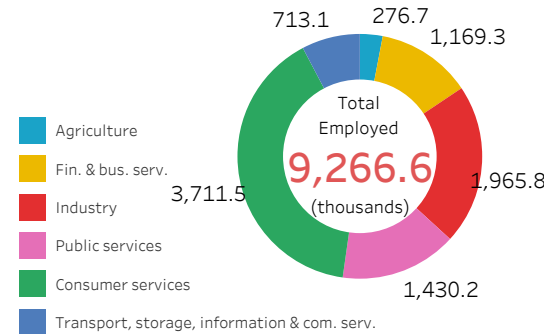
CULTURAL DIVERSITY

Source: IMB Field Personnel Database



EMPLOYMENT SECTORS

Source: Oxford Economics



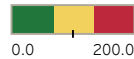
COST OF LIVING

Source: IMB Global Cities Database, Numbeo, Statista

NYC=100 (lower is better)



28.0



QUALITY OF LIFE

Source: IMB Global Cities Database, Numbeo

NYC=127.2 (higher is better)



93.8



KEY INSIGHTS & TAKEAWAY

1) What information from this initial data profile tells you that your city is not how it ought to be?

2) What information from this initial data profile tells you that your city is how it should be?

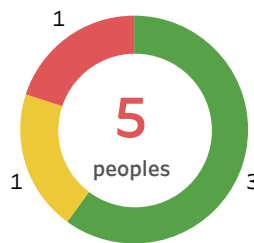
3) What is something you learned from this data that might inform your approach to impacting your city for good?

Monthly Avg. Wages (NYC=\$11K)	\$1,342
Weekly Working Hours (NYC=36)	43
GDP per Capita (NYC=\$69,915)	\$19,239.00

Healthcare Index (higher is better)	64.6
Safety Index (higher is better)	34.7
Crime Index (lower is better)	67.3

ETHNIC PEOPLE GROUPS

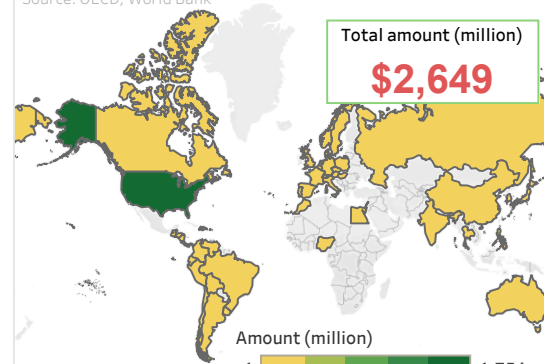
Source: IMB Global Cities Database, CPPI



- No-longer Unreached
- Engaged Unreached
- Unengaged Unreached

REMITTANCES

Source: OECD, World Bank



Which countries do migrant/expat workers in Mexico remit money to?

TOP LARGEST GROUPS

People Group	Population
Mexican	17,684,195
Yucatec	467,310
Nahuatl, Huasteca	229,297
Nahuatl, Central	146,955
Otomi, Valley	136,737
Deaf Mexican	87,593
Nahuatl, Southeastern Puebla	84,349
Mazahua, Central	76,933
Nahuatl, Highland Puebla	75,731

GLOBAL CITY INDICES

GaWC - Ranking based on global influence and connectivity (alpha, beta, gamma) **Alpha**

AT Kearney Global Cities - Based on metrics in bus. activity, human capital, info. exchange, cultural experience, and political engagement **39**

Mori Global Power City - Based on metrics in economy, R&D, cultural interaction, livability, environment, and accessibility **38**