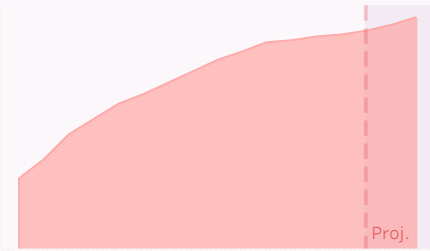


# Los Angeles Data Profile

## OVERVIEW

Population	12,919,899
Pop. Growth 2015-2030	7.7%
Surface Areas (sqkm)	5,007
Percent Foreign-born	36.6%
Percent Urban Slum	0.0%
Percent Evangelical	13.7%

Population Trends 1950 - 2030  
(in thousands)

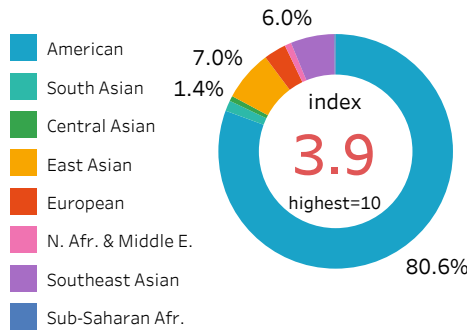


1950 1960 1970 1980 1990 2000 2010 2020 2030

Source: IMB Global Cities Database, UN Data, Statista, Pew

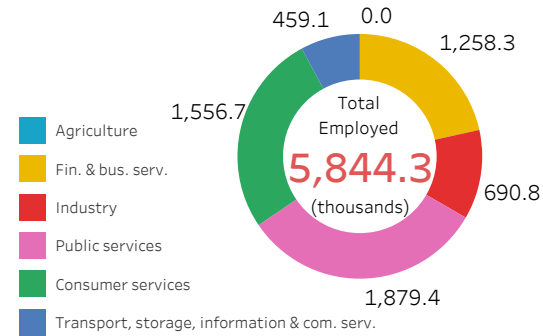
## CULTURAL DIVERSITY

Source: IMB Field Personnel Database



## EMPLOYMENT SECTORS

Source: Oxford Economics



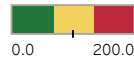
## COST OF LIVING

Source: IMB Global Cities Database, Numbeo, Statista

NYC=100 (lower is better)



70.3



0.0 200.0

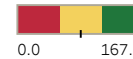
## QUALITY OF LIFE

Source: IMB Global Cities Database, Numbeo

NYC=127.2 (higher is better)



144.1



0.0 167.5

## KEY INSIGHTS & TAKEAWAY

1) What information from this initial data profile tells you that your city is not how it ought to be?

2) What information from this initial data profile tells you that your city is how it should be?

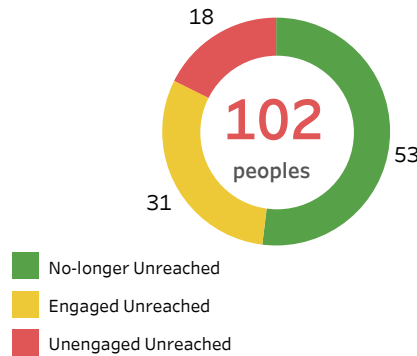
3) What is something you learned from this data that might inform your approach to impacting your city for good?

Monthly Avg. Wages (NYC=\$11K)	\$9,625
Weekly Working Hours (NYC=36)	37
GDP per Capita (NYC=\$69,915)	\$65,082.00

Healthcare Index (higher is better)	69.9
Safety Index (higher is better)	52.8
Crime Index (lower is better)	36.7

## ETHNIC PEOPLE GROUPS

Source: IMB Global Cities Database, CPPI

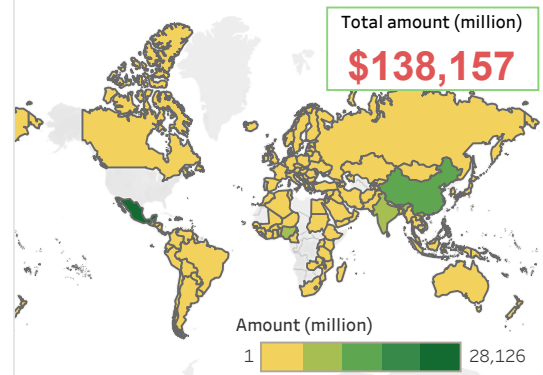


## TOP LARGEST GROUPS

People Group	Population
Mexican	4,425,080
American	3,865,715
African Americans	764,832
Salvadoran	418,778
Han Chinese, Mandarin	392,933
Filipino, Tagalog	282,213
Korean	280,995
Guatemalan	258,732
Vietnamese	250,093

## REMITTANCES

Source: OECD, World Bank



Which countries do migrant/expat workers in United States remit money to?

## GLOBAL CITY INDICES

GaWC - Ranking based on global influence and connectivity (alpha, beta, gamma)	Alpha
AT Kearney Global Cities - Based on metrics in bus. activity, human capital, info. exchange, cultural experience, and political engagement	6
Mori Global Power City - Based on metrics in economy, R&D, cultural interaction, livability, environment, and accessibility	11