


Lima Data Profile

OVERVIEW

Population	9,897,033
Pop. Growth 2015-2030	23.5%
Surface Areas (sqkm)	408
Percent Foreign-born	0.5%
Percent Urban Slum	34.2%
Percent Evangelical	5.1%

Population Trends 1950 - 2030
(in thousands)

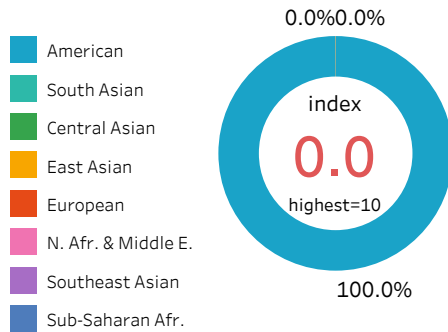


1950 1960 1970 1980 1990 2000 2010 2020 2030

Source: IMB Global Cities Database, UN Data, Statista, Pew

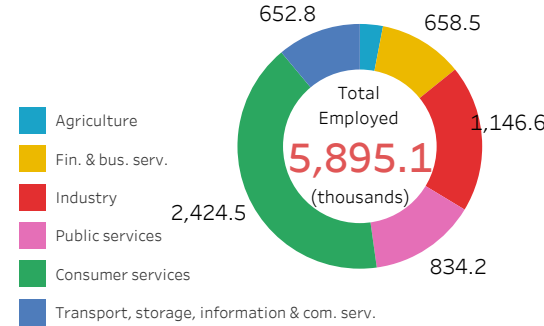
CULTURAL DIVERSITY

Source: IMB Field Personnel Database



EMPLOYMENT SECTORS

Source: Oxford Economics



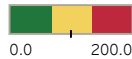
COST OF LIVING

Source: IMB Global Cities Database, Numbeo, Statista

NYC=100 (lower is better)



29.0



QUALITY OF LIFE

Source: IMB Global Cities Database, Numbeo

NYC=127.2 (higher is better)



76.7



KEY INSIGHTS & TAKEAWAY

1) What information from this initial data profile tells you that your city is not how it ought to be?

2) What information from this initial data profile tells you that your city is how it should be?

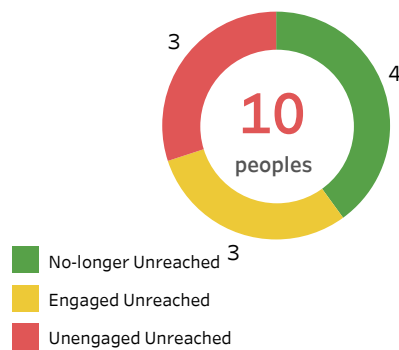
3) What is something you learned from this data that might inform your approach to impacting your city for good?

Monthly Avg. Wages (NYC=\$11K)	\$1,793
Weekly Working Hours (NYC=36)	38
GDP per Capita (NYC=\$69,915)	\$16,530.00

Healthcare Index (higher is better)	65.4
Safety Index (higher is better)	30.4
Crime Index (lower is better)	70.1

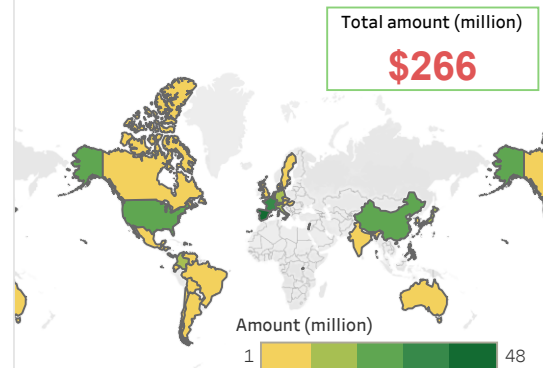
ETHNIC PEOPLE GROUPS

Source: IMB Global Cities Database, CPPI



REMITTANCES

Source: OECD, World Bank



Which countries do migrant/expat workers in Peru remit money to?

TOP LARGEST GROUPS

People Group	Population
Peruvian	10,057,228
Quechua, Cuzco	238,654
Quechua, Ayacucho	143,192
Quechua, Southern Huancayo	47,731
Quechua, Huaylas Ancash	46,299
Quechua, Apurimac	28,161
Aymara, Central	18,053
Quechua, Ancash, Conchucos, No..	17,660
Quechua, Ancash, Conchucos, So..	17,183

GLOBAL CITY INDICES

GaWC - Ranking based on global influence and connectivity (alpha, beta, gamma) **Beta+**

AT Kearney Global Cities - Based on metrics in bus. activity, human capital, info. exchange, cultural experience, and political engagement **63**

Mori Global Power City - Based on metrics in economy, R&D, cultural interaction, livability, environment, and accessibility