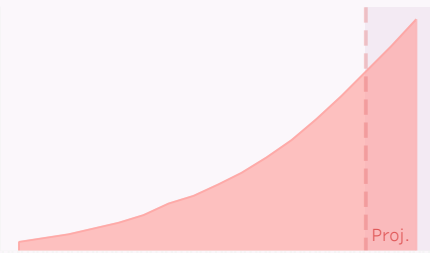


Karachi Data Profile

OVERVIEW

Population	16,617,644
Pop. Growth 2015-2030	49.5%
Surface Areas (sqkm)	427
Percent Foreign-born	0.0%
Percent Urban Slum	45.5%
Percent Evangelical	0.4%

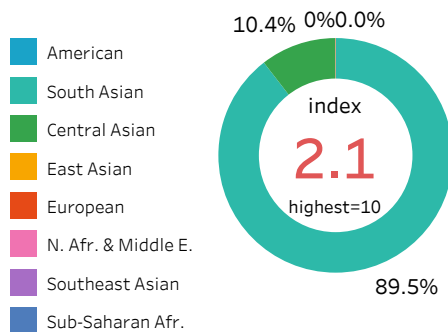
Population Trends 1950 - 2030
(in thousands)



Source: IMB Global Cities Database, UN Data, Statista, Pew

CULTURAL DIVERSITY

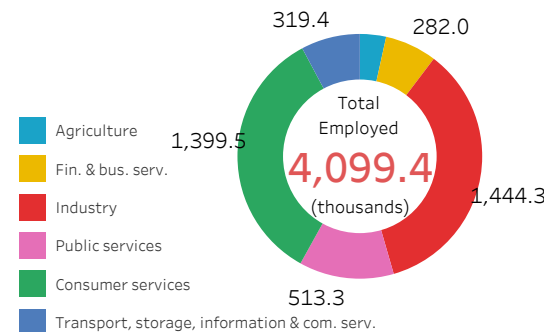
Source: IMB Field Personnel Database



- American
- South Asian
- Central Asian
- East Asian
- European
- N. Afr. & Middle E.
- Southeast Asian
- Sub-Saharan Afr.

EMPLOYMENT SECTORS

Source: Oxford Economics



- Agriculture
- Fin. & bus. serv.
- Industry
- Public services
- Consumer services
- Transport, storage, information & com. serv.

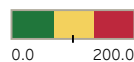
COST OF LIVING

Source: IMB Global Cities Database, Numbeo, Statista

NYC=100 (lower is better)



18.0



0.0 200.0

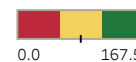
QUALITY OF LIFE

Source: IMB Global Cities Database, Numbeo

NYC=127.2 (higher is better)



80.0



0.0 167.5

KEY INSIGHTS & TAKEAWAY

1) What information from this initial data profile tells you that your city is not how it ought to be?

2) What information from this initial data profile tells you that your city is how it should be?

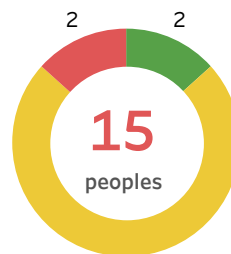
3) What is something you learned from this data that might inform your approach to impacting your city for good?

Monthly Avg. Wages (NYC=\$11K)	\$142
Weekly Working Hours (NYC=36)	47
GDP per Capita (NYC=\$69,915)	\$1,410.39

Healthcare Index (higher is better)	55.2
Safety Index (higher is better)	37.3
Crime Index (lower is better)	69.4

ETHNIC PEOPLE GROUPS

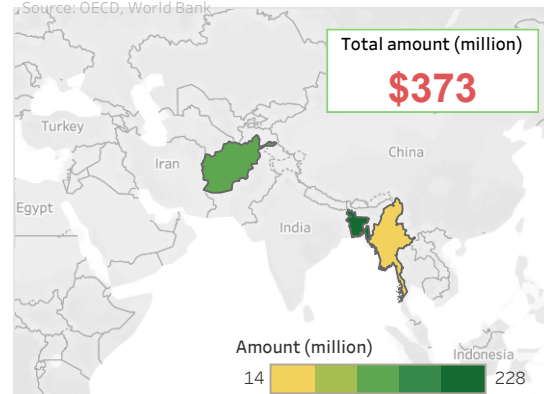
Source: IMB Global Cities Database, CPPI



- No-longer Unreached 11
- Engaged Unreached 2
- Unengaged Unreached 2

REMITTANCES

Source: OECD, World Bank



Which countries do migrant/expat workers in Pakistan remit money to?

TOP LARGEST GROUPS

People Group	Population
Urdu	7,949,114
Sindhi	3,636,558
Punjabi, Southern	1,444,767
Punjabi, Western	1,216,964
Shaikh (Sindhi)	1,051,234
Gujjars	920,787
Northern Pashtun	780,620
Rajput (Sindhi)	709,138
Rajput (Urdu)	483,771

GLOBAL CITY INDICES

GaWC - Ranking based on global influence and connectivity (alpha, beta, gamma) **Beta**

AT Kearney Global Cities - Based on metrics in bus. activity, human capital, info. exchange, cultural experience, and political engagement **85**

Mori Global Power City - Based on metrics in economy, R&D, cultural interaction, livability, environment, and accessibility