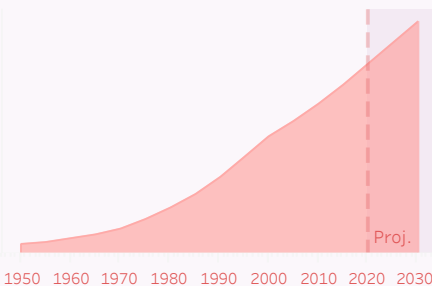


Johore Bharu Data Profile

OVERVIEW

Population	911,562
Pop. Growth 2015-2030	37.0%
Surface Areas (sqkm)	102
Percent Foreign-born	2.9%
Percent Urban Slum	0.0%
Percent Evangelical	1.6%

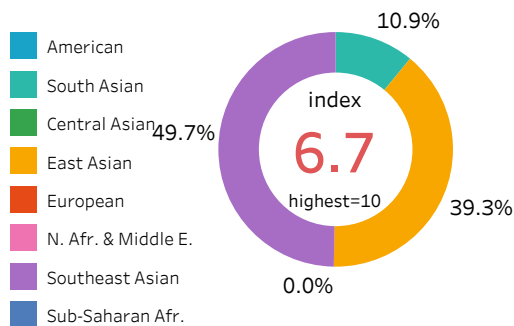
Population Trends 1950 - 2030
(in thousands)



Source: IMB Global Cities Database, UN Data, Statista, Pew

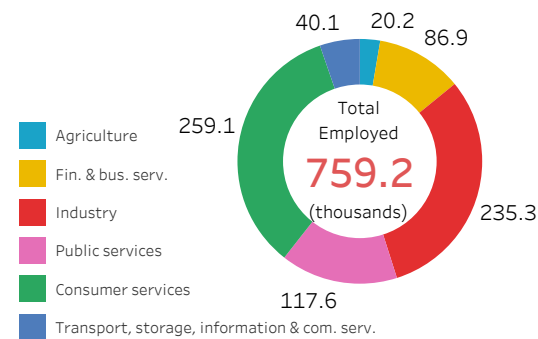
CULTURAL DIVERSITY

Source: IMB Field Personnel Database



EMPLOYMENT SECTORS

Source: Oxford Economics



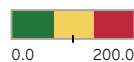
COST OF LIVING

Source: IMB Global Cities Database, Numbeo, Statista

NYC=100 (lower is better)



25.1



0.0 200.0

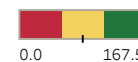
QUALITY OF LIFE

Source: IMB Global Cities Database, Numbeo

NYC=127.2 (higher is better)



45.2



0.0 167.5

KEY INSIGHTS & TAKEAWAY

1) What information from this initial data profile tells you that your city is not how it ought to be?

2) What information from this initial data profile tells you that your city is how it should be?

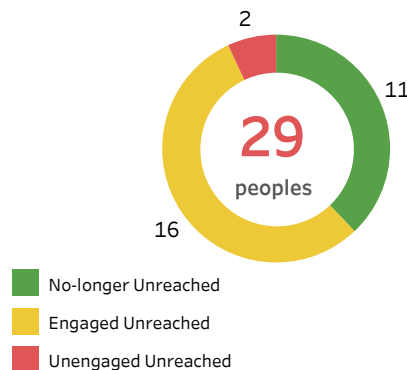
3) What is something you learned from this data that might inform your approach to impacting your city for good?

Monthly Avg. Wages (NYC=\$11K)	\$594
Weekly Working Hours (NYC=36)	46
GDP per Capita (NYC=\$69,915)	\$9,768.37

Healthcare Index (higher is better)	63.2
Safety Index (higher is better)	40.1
Crime Index (lower is better)	70.0

ETHNIC PEOPLE GROUPS

Source: IMB Global Cities Database, CPPI

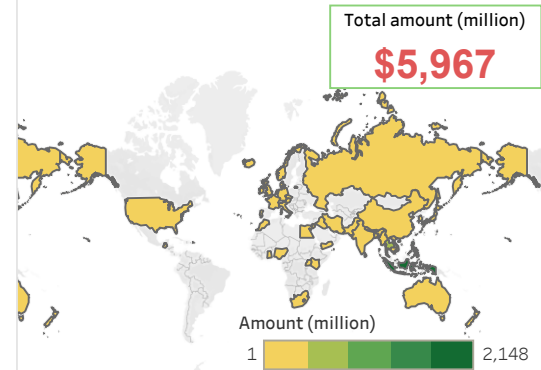


TOP LARGEST GROUPS

People Group	Population
Malay	703,587
Han Chinese, Mandarin	342,433
Tamil	102,376
Han Chinese, English	98,237
Han Chinese, Min Nan	97,475
Han Chinese, Cantonese	77,930
Minangkabau	51,727
Indonesian	49,411
Han Chinese, Teochew	25,993

REMITTANCES

Source: OECD, World Bank



Which countries do migrant/expat workers in Malaysia remit money to?

GLOBAL CITY INDICES

GaWC - Ranking based on global influence and connectivity (alpha, beta, gamma)

AT Kearney Global Cities - Based on metrics in bus. activity, human capital, info. exchange, cultural experience, and political engagement

Mori Global Power City - Based on metrics in economy, R&D, cultural interaction, livability, environment, and accessibility