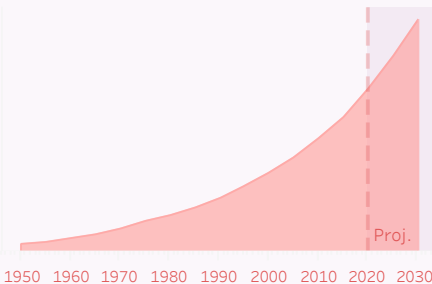


Dakar Data Profile

OVERVIEW

| | |
|-----------------------|-----------|
| Population | 3,520,215 |
| Pop. Growth 2015-2030 | 71.7% |
| Surface Areas (sqkm) | 116 |
| Percent Foreign-born | 2.3% |
| Percent Urban Slum | 39.4% |
| Percent Evangelical | 0.1% |

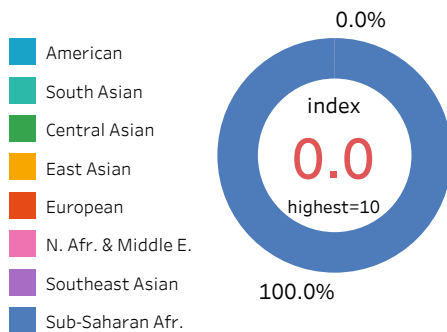
Population Trends 1950 - 2030
(in thousands)



Source: IMB Global Cities Database, UN Data, Statista, Pew

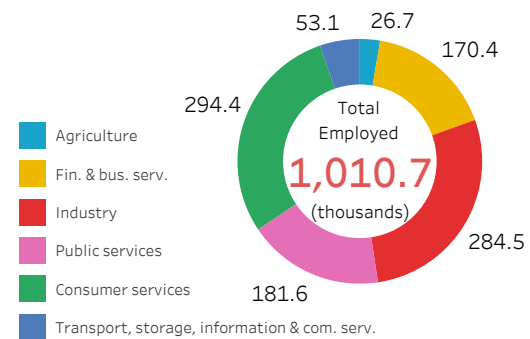
CULTURAL DIVERSITY

Source: IMB Field Personnel Database



EMPLOYMENT SECTORS

Source: Oxford Economics



COST OF LIVING

Source: IMB Global Cities Database, Numbeo, Statista

NYC=100 (lower is better)




0.0 200.0

QUALITY OF LIFE

Source: IMB Global Cities Database, Numbeo

NYC=127.2 (higher is better)



KEY INSIGHTS & TAKEAWAY

1) What information from this initial data profile tells you that your city is not how it ought to be?

2) What information from this initial data profile tells you that your city is how it should be?

3) What is something you learned from this data that might inform your approach to impacting your city for good?

Monthly Avg. Wages (NYC=\$11K)

Weekly Working Hours (NYC=36)

GDP per Capita (NYC=\$69,915) **\$901.07**

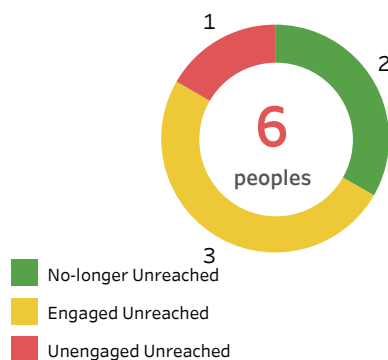
Healthcare Index (higher is better)

Safety Index (higher is better)

Crime Index (lower is better)

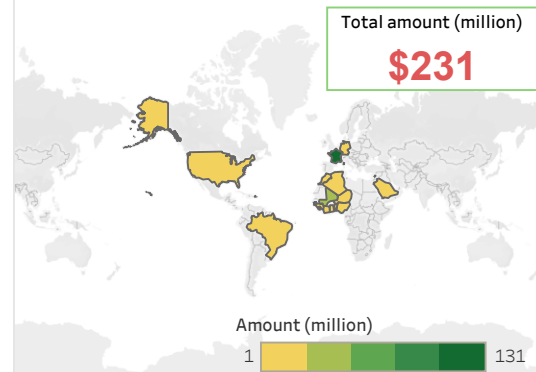
ETHNIC PEOPLE GROUPS

Source: IMB Global Cities Database, CPPI



REMITTANCES

Source: OECD, World Bank



Which countries do migrant/expat workers in Senegal remit money to?

TOP LARGEST GROUPS

| People Group | Population |
|-----------------|------------|
| Wolof | 1,779,135 |
| Sereer | 568,811 |
| Lebou | 302,619 |
| Jola | 206,350 |
| Fulbe Futa Toro | 173,770 |
| Fulakunda | 140,983 |
| Bambara | 85,683 |
| Mandinka | 59,869 |
| Susu | 59,301 |

GLOBAL CITY INDICES

GaWC - Ranking based on global influence and connectivity (alpha, beta, gamma)

AT Kearney Global Cities - Based on metrics in bus. activity, human capital, info. exchange, cultural experience, and political engagement

Mori Global Power City - Based on metrics in economy, R&D, cultural interaction, livability, environment, and accessibility