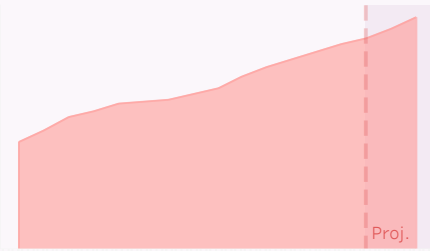


Cincinnati Data Profile

OVERVIEW

Population	1,687,514
Pop. Growth 2015-2030	13.5%
Surface Areas (sqkm)	1,171
Percent Foreign-born	4.3%
Percent Urban Slum	0.0%
Percent Evangelical	26.8%

Population Trends 1950 - 2030
(in thousands)

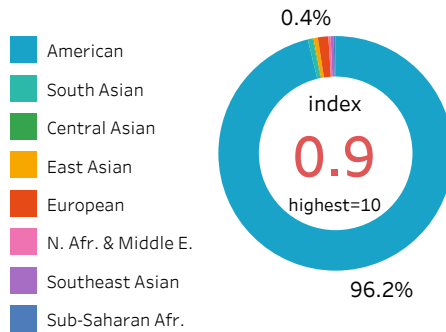


1950 1960 1970 1980 1990 2000 2010 2020 2030

Source: IMB Global Cities Database, UN Data, Statista, Pew

CULTURAL DIVERSITY

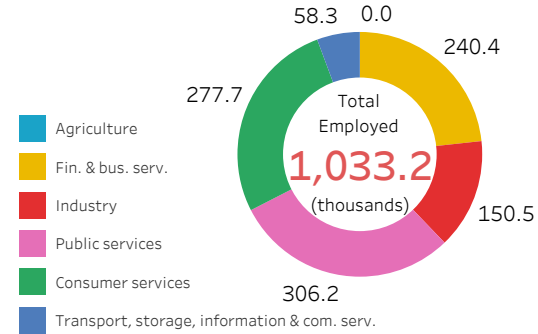
Source: IMB Field Personnel Database



- American
- South Asian
- Central Asian
- East Asian
- European
- N. Afr. & Middle E.
- Southeast Asian
- Sub-Saharan Afr.

EMPLOYMENT SECTORS

Source: Oxford Economics



- Agriculture
- Fin. & bus. serv.
- Industry
- Public services
- Consumer services
- Transport, storage, information & com. serv.

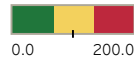
COST OF LIVING

Source: IMB Global Cities Database, Numbeo, Statista

NYC=100 (lower is better)



55.4



0.0 200.0

QUALITY OF LIFE

Source: IMB Global Cities Database, Numbeo

NYC=127.2 (higher is better)



164.8



0.0 167.5

KEY INSIGHTS & TAKEAWAY

1) What information from this initial data profile tells you that your city is not how it ought to be?

2) What information from this initial data profile tells you that your city is how it should be?

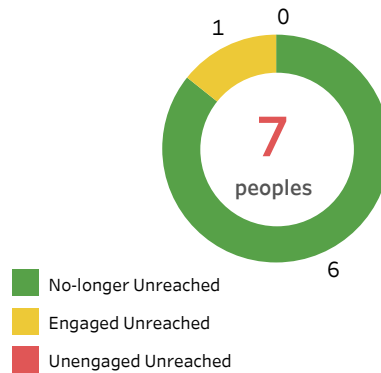
3) What is something you learned from this data that might inform your approach to impacting your city for good?

Monthly Avg. Wages (NYC=\$11K)	\$4,417
Weekly Working Hours (NYC=36)	40
GDP per Capita (NYC=\$69,915)	\$51,677.00

Healthcare Index (higher is better)	46.3
Safety Index (higher is better)	49.8
Crime Index (lower is better)	51.1

ETHNIC PEOPLE GROUPS

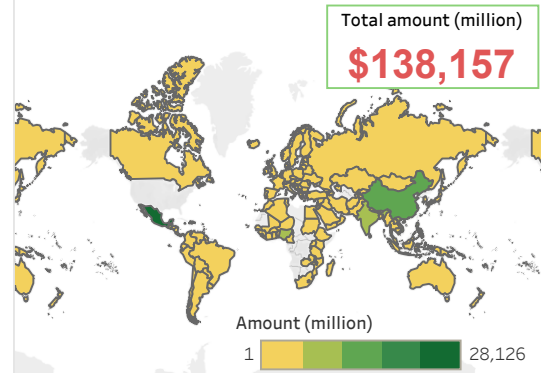
Source: IMB Global Cities Database, CPPI



- No-longer Unreached
- Engaged Unreached
- Unengaged Unreached

REMITTANCES

Source: OECD, World Bank



Which countries do migrant/expat workers in United States remit money to?

TOP LARGEST GROUPS

People Group	Population
American	1,352,272
African Americans	209,055
Mexican	16,046
Deaf American	8,987
German	8,328
Han Chinese, Mandarin	5,837
French	5,696
Guatemalan	4,857
Cuban	4,484

GLOBAL CITY INDICES

GaWC - Ranking based on global influence and connectivity (alpha, beta, gamma)

AT Kearney Global Cities - Based on metrics in bus. activity, human capital, info. exchange, cultural experience, and political engagement

Mori Global Power City - Based on metrics in economy, R&D, cultural interaction, livability, environment, and accessibility