


Buenos Aires Data Profile

OVERVIEW

Population	15,180,176
Pop. Growth 2015-2030	11.7%
Surface Areas (sqkm)	3,187
Percent Foreign-born	5.4%
Percent Urban Slum	16.7%
Percent Evangelical	4.6%

Population Trends 1950 - 2030
(in thousands)

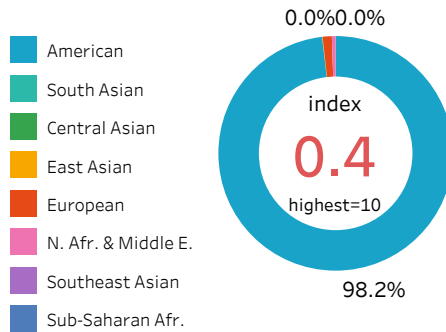


1950 1960 1970 1980 1990 2000 2010 2020 2030

Source: IMB Global Cities Database, UN Data, Statista, Pew

CULTURAL DIVERSITY

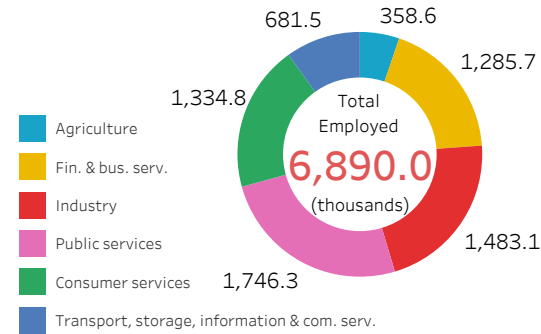
Source: IMB Field Personnel Database



- American
- South Asian
- Central Asian
- East Asian
- European
- N. Afr. & Middle E.
- Southeast Asian
- Sub-Saharan Afr.

EMPLOYMENT SECTORS

Source: Oxford Economics



- Agriculture
- Fin. & bus. serv.
- Industry
- Public services
- Consumer services
- Transport, storage, information & com. serv.

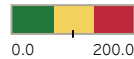
COST OF LIVING

Source: IMB Global Cities Database, Numbeo, Statista

NYC=100 (lower is better)



45.3



0.0 200.0

QUALITY OF LIFE

Source: IMB Global Cities Database, Numbeo

NYC=127.2 (higher is better)



113.0



0.0 167.5

KEY INSIGHTS & TAKEAWAY

1) What information from this initial data profile tells you that your city is not how it ought to be?

2) What information from this initial data profile tells you that your city is how it should be?

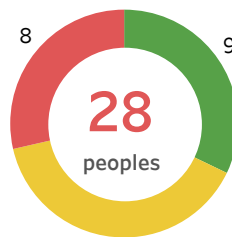
3) What is something you learned from this data that might inform your approach to impacting your city for good?

Monthly Avg. Wages (NYC=\$11K)	\$2,486
Weekly Working Hours (NYC=36)	37
GDP per Capita (NYC=\$69,915)	\$23,606.00

Healthcare Index (higher is better)	76.4
Safety Index (higher is better)	37.4
Crime Index (lower is better)	71.8

ETHNIC PEOPLE GROUPS

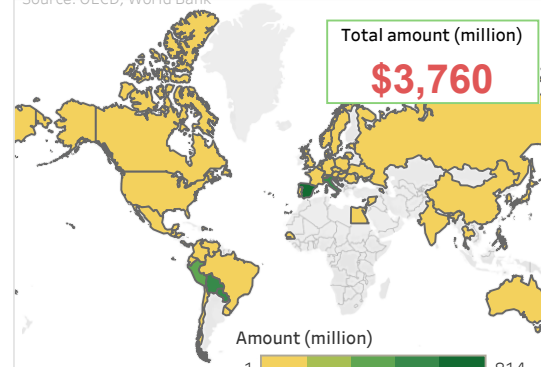
Source: IMB Global Cities Database, CPPI



- No-longer Unreached 11
- Engaged Unreached 9
- Unengaged Unreached 8

REMITTANCES

Source: OECD, World Bank



Which countries do migrant/expat workers in Argentina remit money to?

TOP LARGEST GROUPS

People Group	Population
Argentine	13,038,035
Paraguayan	389,592
Guarani, Eastern Bolivian	152,778
Italian	96,579
Deaf Argentine	73,646
Jew	71,691
Quechua, Central Bolivian	65,174
Galician	45,820
Mapuche	36,497

GLOBAL CITY INDICES

GaWC - Ranking based on global influence and connectivity (alpha, beta, gamma) **Alpha-**

AT Kearney Global Cities - Based on metrics in bus. activity, human capital, info. exchange, cultural experience, and political engagement **21**

Mori Global Power City - Based on metrics in economy, R&D, cultural interaction, livability, environment, and accessibility **40**