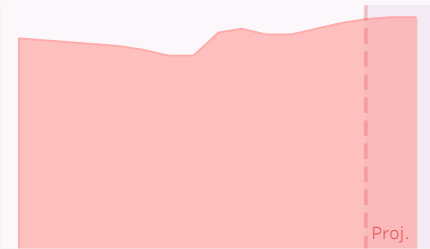


# Berlin Data Profile

## OVERVIEW

Population	3,563,194
Pop. Growth 2015-2030	2.7%
Surface Areas (sqkm)	1,895
Percent Foreign-born	12.4%
Percent Urban Slum	0.0%
Percent Evangelical	1.1%

Population Trends 1950 - 2030  
(in thousands)

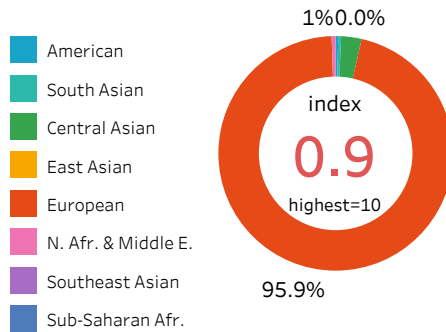


1950 1960 1970 1980 1990 2000 2010 2020 2030

Source: IMB Global Cities Database, UN Data, Statista, Pew

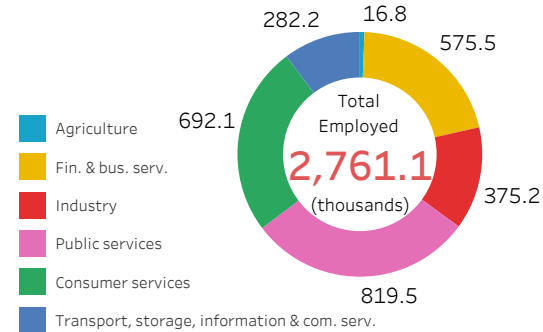
## CULTURAL DIVERSITY

Source: IMB Field Personnel Database



## EMPLOYMENT SECTORS

Source: Oxford Economics



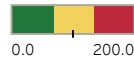
## COST OF LIVING

Source: IMB Global Cities Database, Numbeo, Statista

NYC=100 (lower is better)



47.6



0.0 200.0

## QUALITY OF LIFE

Source: IMB Global Cities Database, Numbeo

NYC=127.2 (higher is better)



159.5



0.0 167.5

## KEY INSIGHTS & TAKEAWAY

1) What information from this initial data profile tells you that your city is not how it ought to be?

2) What information from this initial data profile tells you that your city is how it should be?

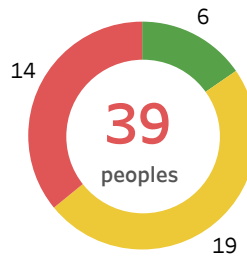
3) What is something you learned from this data that might inform your approach to impacting your city for good?

Monthly Avg. Wages (NYC=\$11K)	\$7,040
Weekly Working Hours (NYC=36)	34
GDP per Capita (NYC=\$69,915)	\$36,259.00

Healthcare Index (higher is better)	76.0
Safety Index (higher is better)	60.9
Crime Index (lower is better)	40.9

## ETHNIC PEOPLE GROUPS

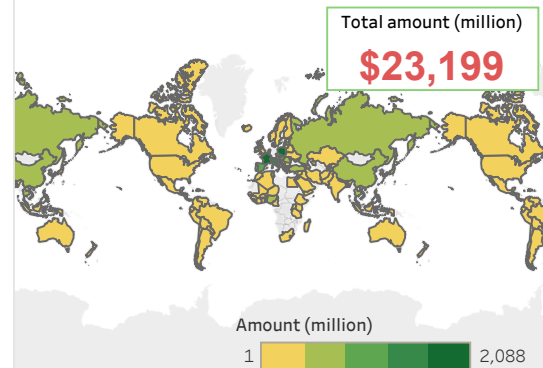
Source: IMB Global Cities Database, CPPI



- No-longer Unreached
- Engaged Unreached
- Unengaged Unreached

## REMITTANCES

Source: OECD, World Bank



Which countries do migrant/expat workers in Germany remit money to?

## TOP LARGEST GROUPS

People Group	Population
German	3,176,393
Mainfrankisch	238,023
German Russians	145,728
Turk	113,478
Upper Saxons	97,152
Pole	64,845
Swabian	39,687
Tosk	32,422
Italian	32,422

## GLOBAL CITY INDICES

GaWC - Ranking based on global influence and connectivity (alpha, beta, gamma) **Beta**

AT Kearney Global Cities - Based on metrics in bus. activity, human capital, info. exchange, cultural experience, and political engagement **16**

Mori Global Power City - Based on metrics in economy, R&D, cultural interaction, livability, environment, and accessibility **8**