


Almaty Data Profile

OVERVIEW

Population	1,522,637
Pop. Growth 2015-2030	13.6%
Surface Areas (sqkm)	618
Percent Foreign-born	0.0%
Percent Urban Slum	0.0%
Percent Evangelical	1.3%

Population Trends 1950 - 2030
(in thousands)

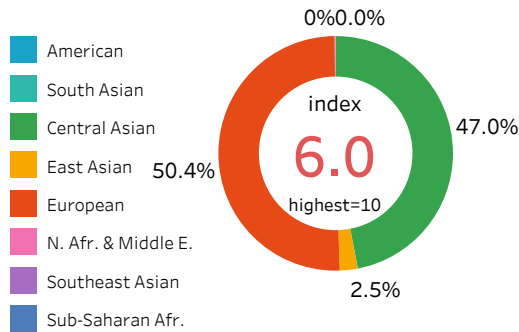


1950 1960 1970 1980 1990 2000 2010 2020 2030

Source: IMB Global Cities Database, UN Data, Statista, Pew

CULTURAL DIVERSITY

Source: IMB Field Personnel Database



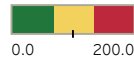
COST OF LIVING

Source: IMB Global Cities Database, Numbeo, Statista

NYC=100 (lower is better)



21.0



0.0 200.0

QUALITY OF LIFE

Source: IMB Global Cities Database, Numbeo

NYC=127.2 (higher is better)



96.6



0.0 167.5

KEY INSIGHTS & TAKEAWAY

1) What information from this initial data profile tells you that your city is not how it ought to be?

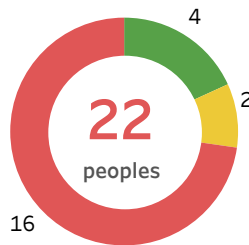
2) What information from this initial data profile tells you that your city is how it should be?

3) What is something you learned from this data that might inform your approach to impacting your city for good?

Monthly Avg. Wages (NYC=\$11K)	\$568
Weekly Working Hours (NYC=36)	38
GDP per Capita (NYC=\$69,915)	\$35,298.00

ETHNIC PEOPLE GROUPS

Source: IMB Global Cities Database, CPPI



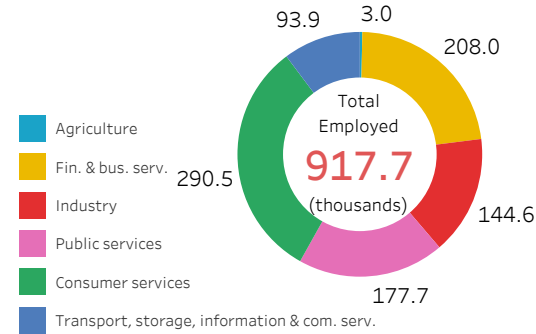
- No-longer Unreached
- Engaged Unreached
- Unengaged Unreached

TOP LARGEST GROUPS

People Group	Population
Ingush	3,317
Mordvinian	3,072
Chuvash	2,844
Kyrgyz	2,447
Lezghi	2,133
Jew	1,979
Armenian	1,979
Udmurt	1,666
Greek	1,406

EMPLOYMENT SECTORS

Source: Oxford Economics



QUALITY OF LIFE

Source: IMB Global Cities Database, Numbeo

NYC=127.2 (higher is better)



96.6



0.0 167.5

Healthcare Index (higher is better)	66.4
Safety Index (higher is better)	49.4
Crime Index (lower is better)	49.7

REMITTANCES

Source: OECD, World Bank



Which countries do migrant/expat workers in Kazakhstan remit money to?

GLOBAL CITY INDICES

GaWC - Ranking based on global influence and connectivity (alpha, beta, gamma)

AT Kearney Global Cities - Based on metrics in bus. activity, human capital, info. exchange, cultural experience, and political engagement

Mori Global Power City - Based on metrics in economy, R&D, cultural interaction, livability, environment, and accessibility