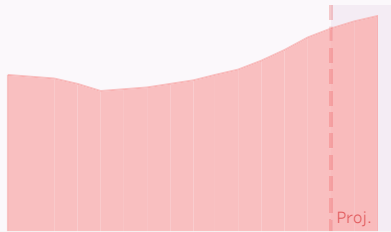


London Data Profile

OVERVIEW

Population	10,313,307
Pop. Growth 2015-2030	11.2%
Surface Areas (sqkm)	5,540
Percent Foreign-born	40.0%
Percent Urban Slum	0.0%
Percent Evangelical	2.6%

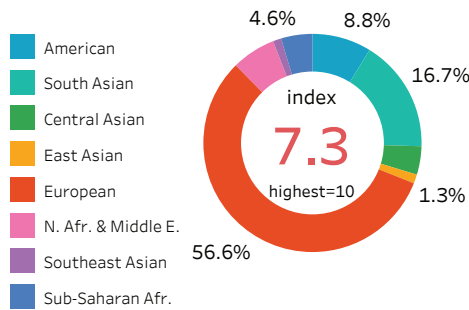
Population Trends 1950 - 2030
(in thousands)



Source: IMB Global Cities Database, UN Data, Statista, Pew

CULTURAL DIVERSITY

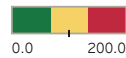
Source: IMB Field Personnel Database



COST OF LIVING

Source: IMB Global Cities Database, Numbeo, Statista

NYC=100 (lower is better)



QUALITY OF LIFE

Source: IMB Global Cities Database, Numbeo

NYC=127.2 (higher is better)



KEY INSIGHTS & TAKEAWAY

1) What information from this initial data profile tells you that your city is not how it ought to be?

2) What information from this initial data profile tells you that your city is how it should be?

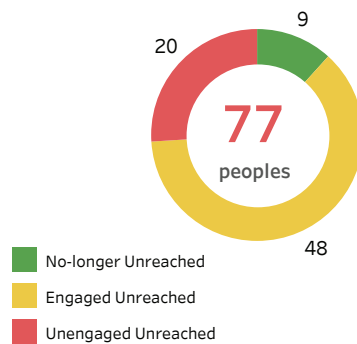
3) What is something you learned from this data that might inform your approach to impacting your city for good?

Monthly Avg. Wages (NYC=\$11K)	\$8,305
Weekly Working Hours (NYC=36)	33
GDP per Capita (NYC=\$69,915)	\$57,157.00

Healthcare Index (higher is better)	57.5
Safety Index (higher is better)	59.0
Crime Index (lower is better)	42.6

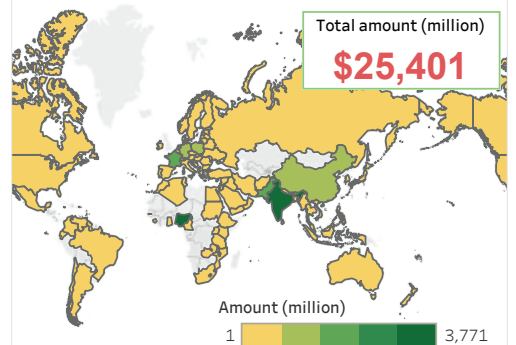
ETHNIC PEOPLE GROUPS

Source: IMB Global Cities Database, CPPI



REMITTANCES

Source: OECD, World Bank



Which countries do migrant/expat workers in United Kingdom remit money to?

TOP LARGEST GROUPS

People Group	Population
English	4,935,907
Somali	389,133
Barbadian	384,583
Punjabi, Eastern	350,141
Hindi	347,041
Bengali	291,954
Canadians, English Speaking	229,351
Pole	227,463
Persian	222,693

GLOBAL CITY INDICES

GaWC - Ranking based on global influence and connectivity (alpha, beta, gamma) **Alpha++**

AT Kearney Global Cities - Based on metrics in bus. activity, human capital, info. exchange, cultural experience, and political engagement (1 is highest) **1**

Mori Global Power City - Based on metrics in economy, R&D, cultural interaction, livability, environment, and accessibility (1 is highest) **1**

London Overview of a Global City



Source: Wikimedia Commons, the free media repository

Founded by the Romans, London has long been a major world city with connections developed over centuries through international trade and commerce. London was the world's largest city throughout most of the Industrial Revolution of the 19th century and into the 20th century. Today London retains global influence through its financial services sector and its cultural "soft power." The city is one of only two Alpha++ cities in the world; the other being New York City. There are over 70 ethnic communities and 300 distinct languages spoken in London. Many of these languages originated from countries that belonged to the former British Empire: India, Pakistan, Nigeria, Cyprus, Somalia, and the Caribbean.

Challenges facing London include increasing inequality, housing shortages, rent increases, and a high cost of living. The departure from the European Union—dubbed as Brexit—adds to uncertainty and fragility of the city's economic and social disparity.

The church in London, however, is growing fast especially among the Black Majority and immigrant groups. Three-fifths of churches in the city consider themselves evangelical. Two-thirds of London's churchgoers are between the ages of 15 and 65. Opportunities exist for workplace mobilization and kingdom impact in London.