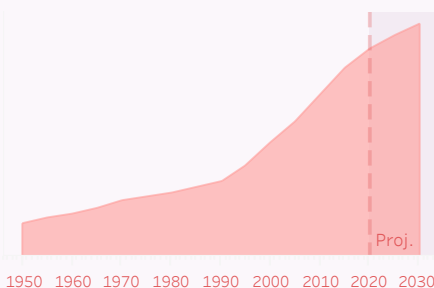


# Johannesburg Data Profile

## OVERVIEW

Population	9,398,698
Pop. Growth 2015-2030	23.1%
Surface Areas (sqkm)	1,804
Percent Foreign-born	12.3%
Percent Urban Slum	23.0%
Percent Evangelical	7.4%

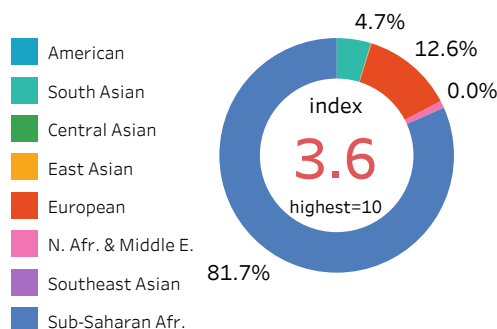
Population Trends 1950 - 2030  
(in thousands)



Source: IMB Global Cities Database, UN Data, Statista, Pew

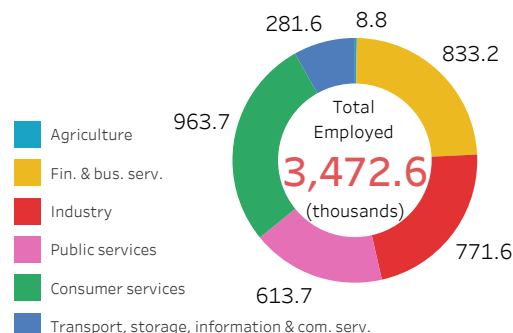
## CULTURAL DIVERSITY

Source: IMB Field Personnel Database



## EMPLOYMENT SECTORS

Source: Oxford Economics



## COST OF LIVING

Source: IMB Global Cities Database, Numbeo, Statista

NYC=100 (lower is better)



27.6



## QUALITY OF LIFE

Source: IMB Global Cities Database, Numbeo

NYC=127.2 (higher is better)



128.2



## KEY INSIGHTS & TAKEAWAY

1) What information from this initial data profile tells you that your city is not how it ought to be?

2) What information from this initial data profile tells you that your city is how it should be?

3) What is something you learned from this data that might inform your approach to impacting your city for good?

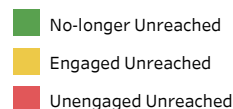
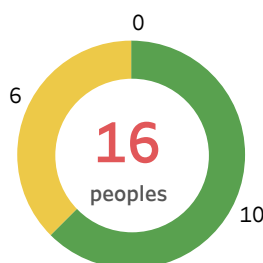
4) ...

Monthly Avg. Wages (NYC=\$11k)	\$3,608
Weekly Working Hours (NYC=36)	36
GDP per Capita (NYC=\$69,915)	\$16,370.00

Healthcare Index (higher is better)	68.0
Safety Index (higher is better)	21.4
Crime Index (lower is better)	75.5

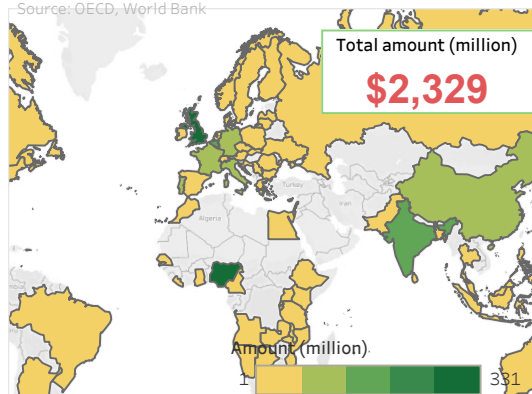
## ETHNIC PEOPLE GROUPS

Source: IMB Global Cities Database, CPPI



## REMITTANCES

Source: OECD, World Bank



Which countries do migrant/expat workers in South Africa remit money to?

## TOP LARGEST GROUPS

People Group	Population
Zulu	2,042,952
British	1,028,662
Sotho	821,967
Tswana	646,518
Pedi	621,503
Tsonga-Shangaan	560,808
Xhosa	508,677
Cape Coloured	328,381
Venda	274,266

## GLOBAL CITY INDICES

GaWC - Ranking based on global influence and connectivity (alpha, beta, gamma)	Alpha
AT Kearney Global Cities - Based on metrics in bus. activity, human capital, info. exchange, cultural experience, and political engagement	60
Mori Global Power City - Based on metrics in economy, R&D, cultural interaction, livability, environment, and accessibility	44